


13 June 2020 UCM Music Class with Ms Jane



New Assistant (*Mouse*) on Ms Jane's shoulder. Lovely keyboard playing this morning!

BRASS INSTRUMENTS

Listen to instrumentalists from the Ulster Orchestra (and family) - this time the BRASS section. Listen to the latest [Ulster Orchestra](https://youtu.be/wTQHypCB_SA) recording.

https://youtu.be/wTQHypCB_SA. This was recorded last weekend.



Arrangement of Irving Berlin's *Blue Skies*.

Performed by Ulster Orchestra players (Martin Wall, Paul Klein, Jesse Durkan and Derek Parkins on French Horns), Gareth Hopkins (Double Bass), Mark McDonald (Drum kit) and Brian Hughes (Piano).



Here is the talented (virtuoso) **Tuba player**, Øystein Baadsvik - click on this link to hear some stunning music: <https://youtu.be/dtspakRG5B8> I'll get the tuba down for you to play, when lessons restart.

To continue, and find out more about Indian instruments, click on this link: <https://youtu.be/SqV6X3KenGA?t=204> (*Appreciate Indian Music* with Anuja Kamat)

Here are some Indian brass bands to listen to, and watch:



Click on this link <https://youtu.be/W535a41dieA> to listen to the band (*Saathi Re Bhool Na Jana Mera Pyar*, in a Roadshow in Jabalpur)



Now listen to this band (https://youtu.be/hCWxuHf4bWk?list=RDQM2EvXS_KScuY *Mera Karma tu Mera Dharma tu*, Hindu Tea Band, Jaipur).

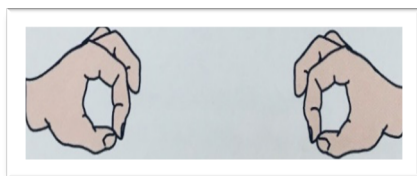
Now Make your own version of a Brass instrument, and join in!



Instructions:

- Cut the bottom off a plastic bottle.
- Make a *Buzzing* noise with your lips, into the mouth piece (It makes a similar sound to blowing into a Brass instrument mouth piece, e.g. Trumpet).
- Experiment with different bottle opening sizes.
- Practice and send in a video.

NEXT **The Piano** (print off pages 4-9) - fill in the gaps/play...



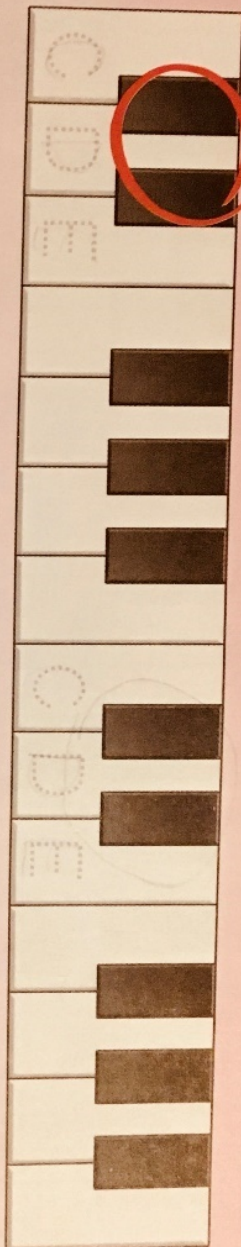
NOTE: Use donut hand shape (see above) when playing piano.



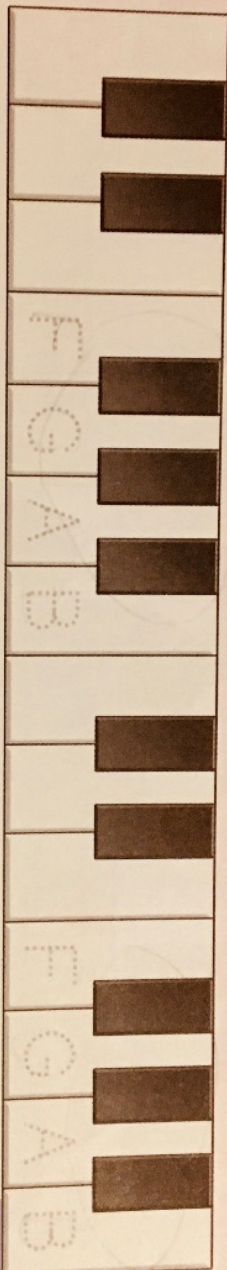
Time Name	semibreve	minim	crotchet
Note			
Time Value			



Circle the groups of 2 black keys. Trace the C D E letter names.




Circle the groups of 3 black keys. Trace the F G A B letter names.

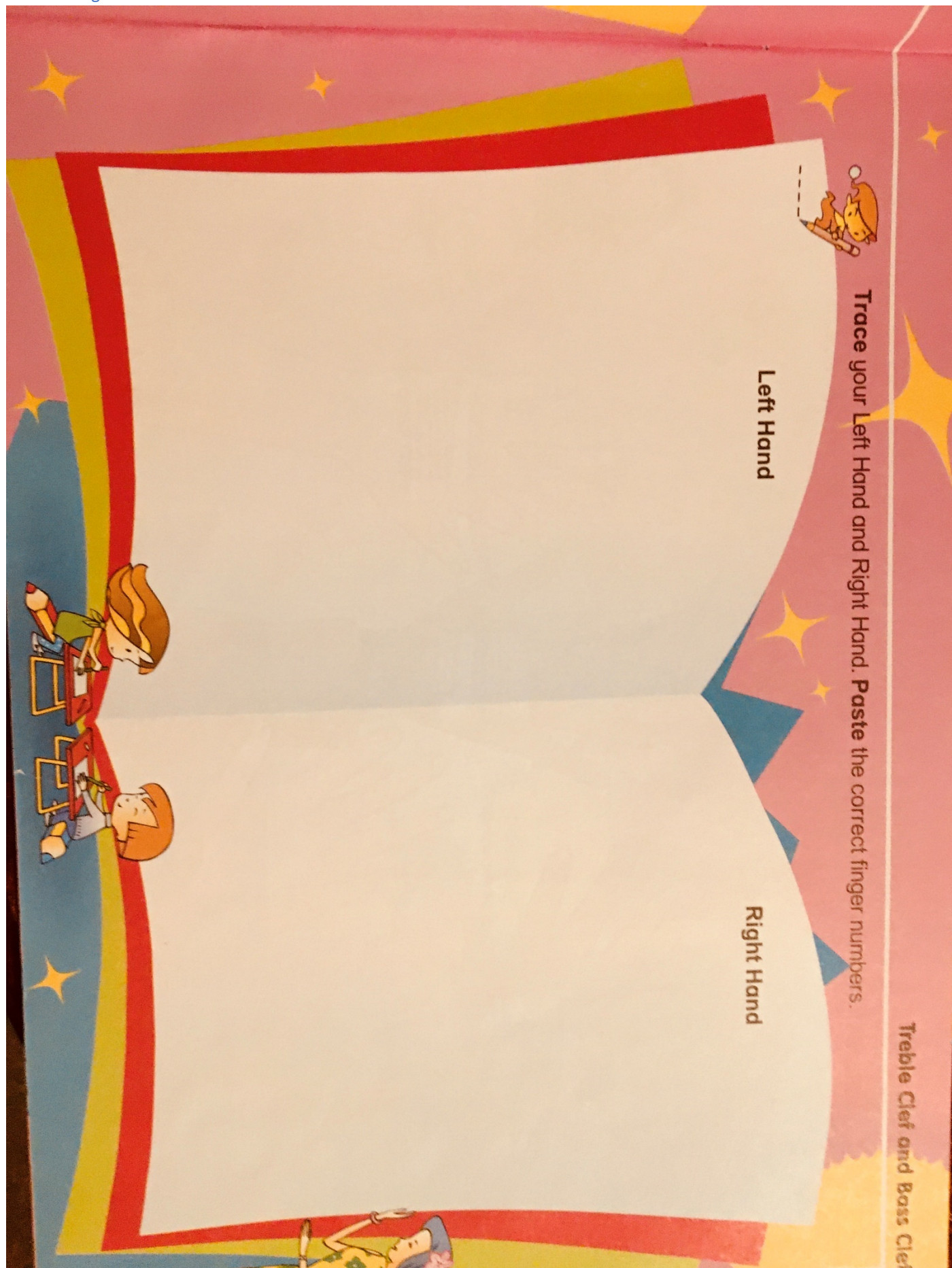


Trace the letter names. Paste the correct letter names.

C	D	E	F	G	A	B


Letter Names



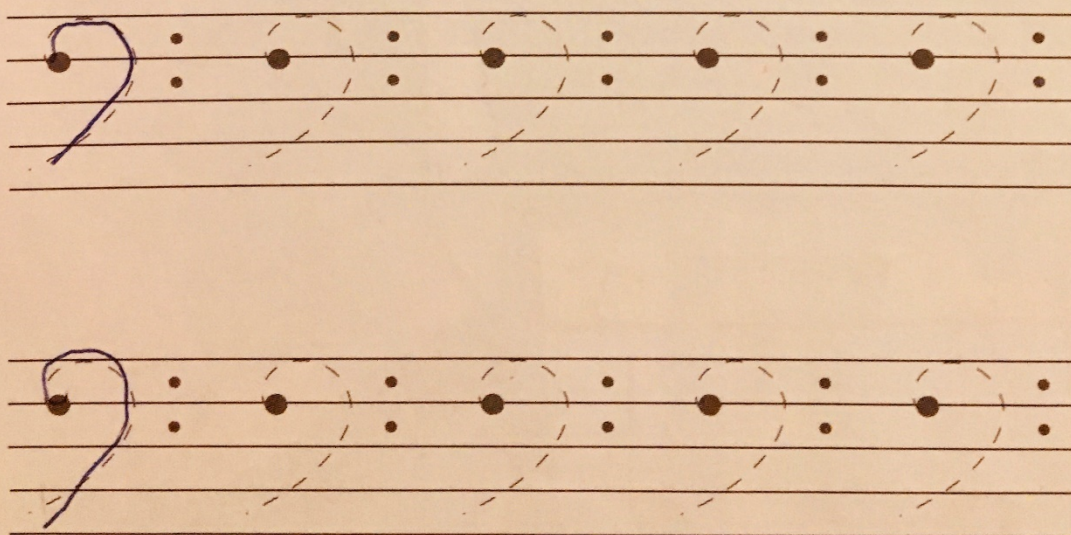




Trace the treble clefs.



Trace the bass clefs.



Finally, one BIG request:

Learn Birthday Train (below) and send me a video/picture of your attempt. Ms Jane is celebrating her 50th Birthday next week! That means, play 50 Toot Toots! Happy Birthday to anyone celebrating over COVID-19 time! Send photos or video clips over the holidays!

Birthday Train
Song using F-G-A-B

1. Find your new hand position. Hint! Sneak your thumbs up to C and F.
2. Play and sing finger numbers, letters, or words. Listen for the distant train whistle at the end!

39

L.H. R.H.
C F G A B
1 1 2 3 4

F and B surround the 3-black keys. Play these together for a train whistle.

R.H.
1 2 3 2 1
F F G A A G F F
Birth - day train, birth - day train, toot your lit - tle horn. (2 - 3 - 4)

L.H.
1
C C

R.H.
4 1
B F
TOOT!

L.H.
4 1
B F
TOOT!

R.H.
B F
TOOT!

L.H.
B F
TOOT!

R.H.
B F
TOOT!

L.H.
B F
TOOT!

Move UP to the next HIGHER F-B.

Many thanks for your support, keep safe - and Happy Holidays!

Ms Jane UCM